


Winnebago Chieftain

Introducing The Totally New Chieftain. High-Storage At A Height You Can Handle.

The new Chieftain® is the first high-storage motor home to surpass the style and handling of a traditional motor home.

While most high-storage motor homes increase the storage space by drastically increasing the height, our engineers started with a clean sheet and came up with a better solution.

They raised the floor





three inches and lowered the bottom of the storage compartments a mere four inches. As a result, Chieftain can carry gear like a basement motor home, yet it handles better than a traditional motor home.

Chieftain's improvements go beyond shape and storage space. The unique new design allowed Winnebago engineers to place the furnace and its central insulated duct work under the floor, allowing even heat distribution and more efficient use of interior space. The holding tanks are integrated into the frame in their own insulated, heated compartment. New design concepts like these, and many more, make Chieftain the most innovative Class A motor home you can own.

Test drive a Chieftain. Enjoy its responsive handling. Admire its handsome lines. And compare its abundant storage. You'll discover the first high-storage motor home with a height you can handle.



Chieftain Versus Other High-Storage Motor Homes.



The exterior storage bays have up to twice the space of last year's. And unlike many basement models, all the space is easily accessible.

To increase the storage, the Chieftain's storage compartments and valances have been lowered by four inches, yet Chieftain has the ground clearance of our popular Elandan® model.

Most high-storage motor homes increase the storage space by drastically increasing the height, which can affect responsiveness and stability.

Its lower center of gravity and sidewall center of mass give Chieftain the handling and stability of a traditional motor home.

Because of its clean sheet approach, our engineers were able to remove the chassis-supplied front bulkhead and add our own welded steel cab and dash structure. This improves weather sealing and overall quality.



Getting into a Chieftain isn't a major climb. There is one less entrance step than in most high-storage motor homes. And the step up from the main floor to the cab area is 3" lower than last year.

Chieftain's floorplans range from the economical 23RC to a spacious tag axle, the 36RQ.

The clean aerodynamic front end, with no exposed fasteners, further enhances Chieftain's feel for the road.

Purchasing a motor home is probably the second largest investment you'll ever make. So the joy of owning your motor home had better last for many years.

The first thing we do to make sure you enjoy long-term satisfaction is build a quality motor home. Every Winnebago is built to the highest standards in the motor home industry—ours.

And you're served by the finest dealers in the industry. Winnebago dealers have access to regional parts depots, factory service training and a service hot-line. Your dealer also has full details on Winnebago's nationwide service network and extensive warranty.

And when you own a Winnebago, you can belong to the Winnebago-Itasca Travelers Club. The club offers motor homers programs and special events that make life on the road easier and more fun. It's a great way to meet new friends while enjoying great times. For more information give "WIT" a call at 515/582-6874.


Clearly, our relationship doesn't end when you purchase your Winnebago. It's just beginning.











1. From the cushioned vinyl ceiling to the wall-to-wall carpeting, the all new interior is filled with quality features and materials built by Winnebago Industries, like oak cabinet doors and Stitchcraft furniture.



8. The electrical controls and AM/FM/cassette stereo with electronic tuner are all within easy reach. 9. For your safety, an LP leak alarm is standard. There is also a smoke detector, an LP leak tester, ground fault interrupter and a fire extinguisher. 10. The lock box is mounted in the floor and keeps your valuables secure and out of sight. 11. Optional Sony® rear monitor system eases backing up. Developed in conjunction with Winnebago, it features better resolution, low light sensitivity, and a rear-mounted microphone to hear an assistant's directions. 12. Standard features like high-output automotive heater/air conditioning, cruise control and a solid oak beverage tray surround the new dash. And the angle of the steering wheel has been tilted 3° more toward the driver for increased comfort. 13. The reclining lounge chairs feature



18. With the Air Sensoride™ rear suspension option, you'll enjoy a smoother ride and you can level the entire motor home automatically from the driver's seat. Your dealer has more information on this unique system. 19. For your convenience, the water connections are in a single compartment. A trap door allows connection of a water hose with the compartment door closed. A faucet/drain gives you access to the fresh water tank. 20. This weather-sealed, under-the-hood box neatly packages the 12 volt engine and accessory fuses and breakers. 21. To facilitate windshield cleaning, we've clipped a long-handled brush and squeegee under the hood. 22. Two removable tables turn the couch into a dining area. 23. A unique new feature developed exclusively by Winnebago Industries is the passenger seat on the 28RU and 31RQ. It can be lowered or raised electrically and swivels to be used with the lounge table and chair. 24. The insulated and heated holding tank compartment has hose storage, valves at a comfortable height and a trap door that enables



use of the sewer hose with the main access door closed. 25. Switches for the optional, heated, remote-control driver's and passenger's side rear-view mirrors. 26. The storage compartments are lined with tough, wear-resistant carpeting and feature insulated ABS plastic doors. Mounted in one compartment are sturdy pull-out drawers. There's even a compartment for the standard tool box. 27. The large flush-mounted double door refrigerator/freezer can be powered by AC, DC or LP. The house 12V circuit breakers and the roof air switching system are located above the refrigerator. 28. The driver's door offers easy access. It is five inches wider than last year and includes a power window, a low mounted exterior latch, a courtesy light and a map pocket.




29. The storage bays are wide and roomy and the two deep-cycle batteries pull out of a separate storage bay for easy access. 30. For excellent accessibility the storage compartment doors feature spring-loaded door holders. There is also a 57" deep compartment for carrying longer items. 31. The single-piece rear cap provides an attractive finish for the separate insulated inner rear wall. 32. The rear cap has three compartments: one for your own odds and ends; one for the spare tire; and a lighted compartment for the electrical cord, cable TV hookup and garden hose/reel. 33. The handsome 23RC gives you Chieftain's high storage in a short



armrest controls for the sliding and reclining mechanisms. 14. The deluxe monitor panel keeps you constantly informed as to the status of your tanks and systems. A new lever operated hood and fan vent control is mounted on the panel. 15. Even the space underneath the bed is used to give you additional storage space. The bed lifts with pneumatic assist cylinders for access to the storage area. 16. The spacious wardrobe is lighted and carpeted. 17. Enjoy the comfort of a Sealy® Posturepedic mattress beneath you and the convenience of generous overhead cabinets with oak doors in the bedroom.

The Chieftain surrounds the driver and passenger with a solid frame work of steel and aluminum



Computer Aided Design Helps Ensure Proper Balance and Weight Distribution

Crowned Roof Provides Strength and Excellent Water Runoff

New Compartment Latch and Spring-Loaded Door Holder Design

Entry Step/Porch Lights

Ducted Radiator Airflow Meets or Exceeds Engine Manufacturer's Specifications

Electric Entrance Step

Steel Cab, Floor and Front Cowl

Single Piece Hood With Interior Release

Retracting Driver and Passenger Shoulder/Lap Seatbelts

Meets or Exceeds All Applicable RVIA and Federal Safety Standards

Thermo-Panel® Construction and Locking Joint Roof and Wall System.

Bolted Steel Tie-Downs for Appliances Steel Mounted Windshield

U.L. Approved LP Regulator Non-Hardening Sealant Throughout

No Exposed Cab-Area Fasteners Integrated Battery Compartment

Halogen Headlamps Pantographic Wipers Mounted in Steel

Color Coordinated Graphics Wraparound Corner Lights

Solid Oak Cabinet Doors Aerodynamic Front End

Critical Steel Parts are Primed and Rustproofed

Every Chieftain is subjected to an extensive exterior water leak test



Radial Tires

Low Drivers Door Latch Positioned for Easy Access

Entrance Door Deadbolt Lock



Flush-Mounted Refrigerator and Stove Vents

Power Bathroom Vent

Welded Aluminum Wall and Roof Structure

Single-Piece, Fiber-Span Exterior Sidewall

Tinted and Screened Tip-Out Windows

Symmetrical Side Window Design

Electrostatically Painted Aluminum Trim

Integrated, Flush Front and Rear Running Lights

Trailer Hitch With Wiring Plug

Locking-Joint Wall and Floor Construction

Welded Steel Outriggers and Leveling Rails for a Firm Foundation

Sound-Insulated Steel Generator Compartment

Kohler or Onan Generator Option

Seamless Water and Holding Tanks

Lighted, Carpeted, Galvanized Steel Storage Compartments

Rotocast Plastic Rear Wheel Wells

Pull-Out Storage Trays in Storage Compartments

Sealed Aluminum Underflooring Resists Corrosion

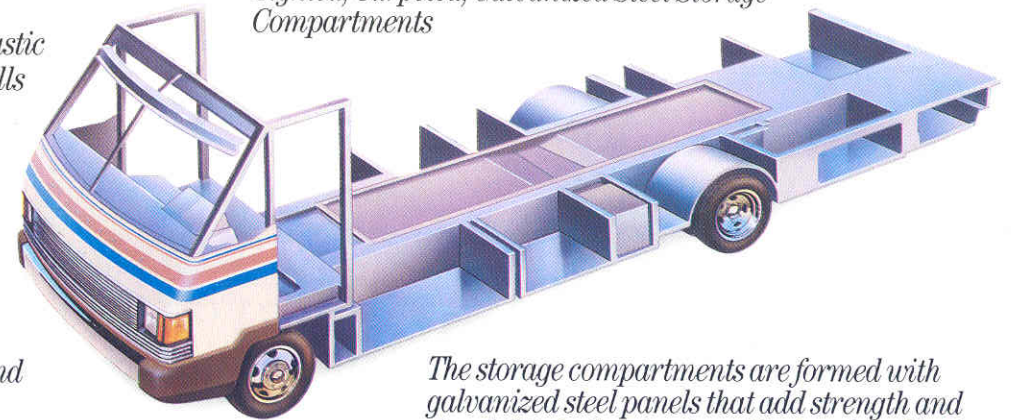
Integrated Bumpers

Automotive Cab Door With Optional Power Window

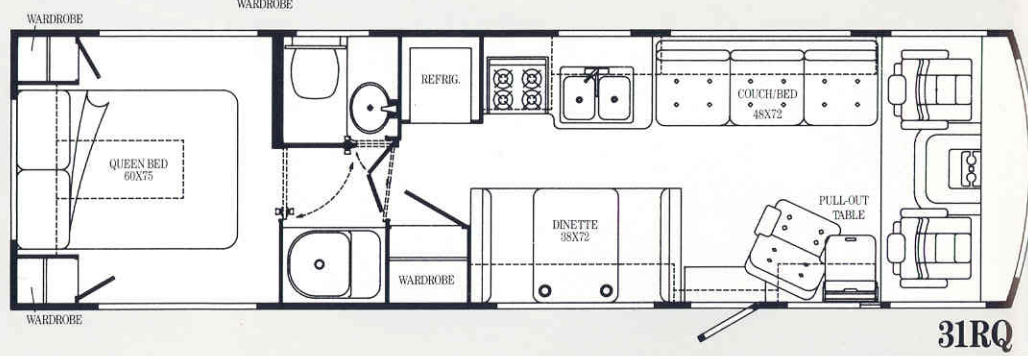
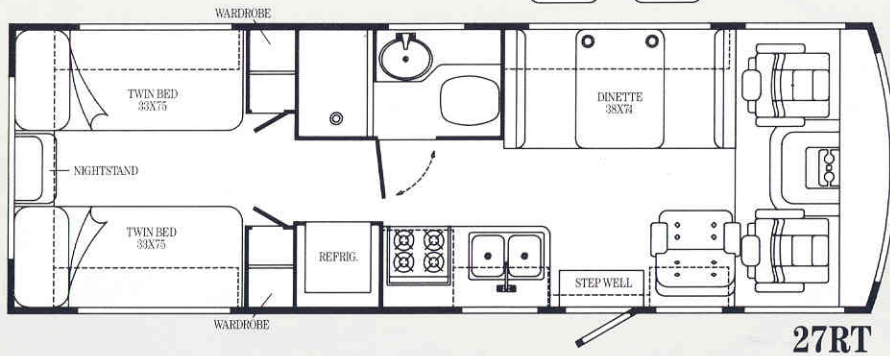
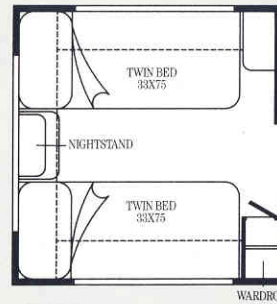
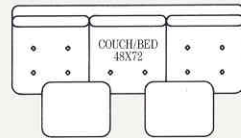
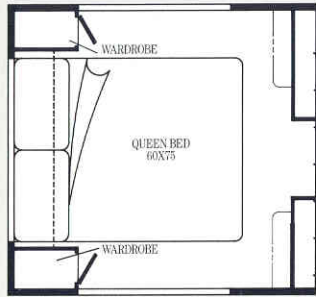
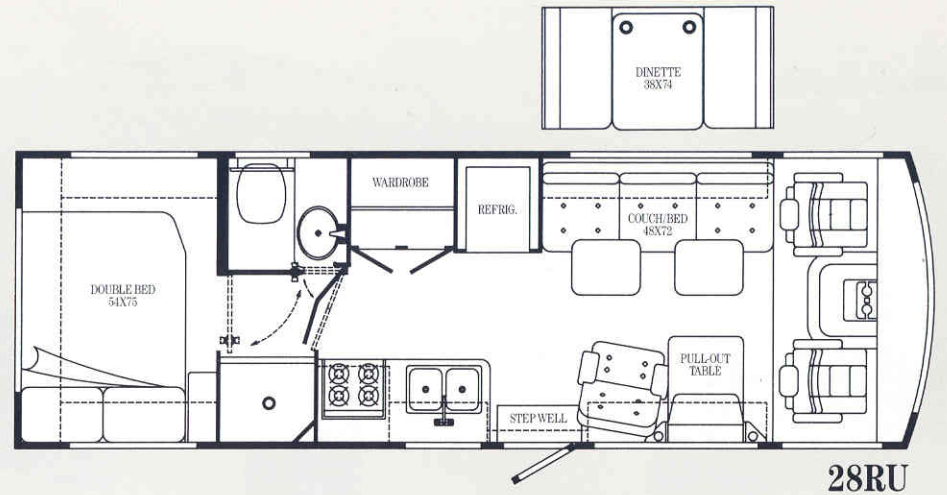
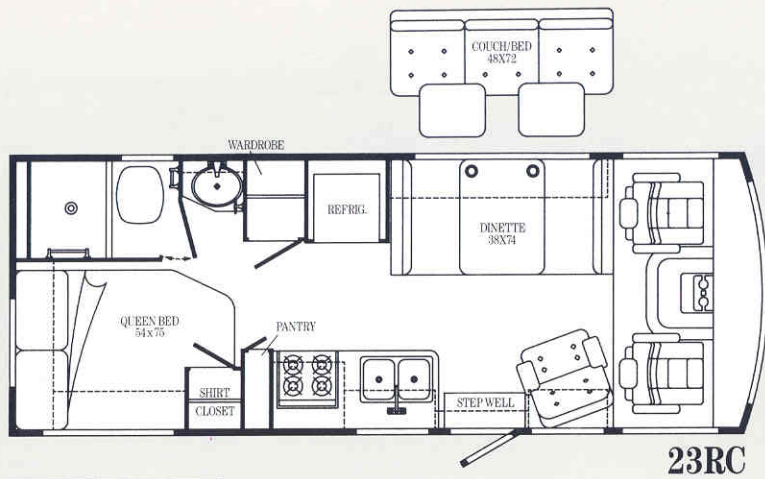
Stain Resistant Upholstery Fabrics and Carpeting

Aerodynamic Mirror Fairings

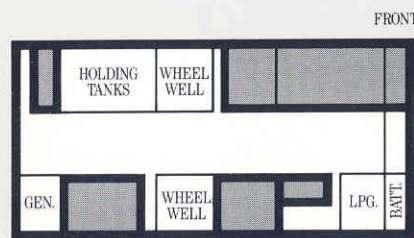
Underfloor Furnace With Single, Central Insulated Duct



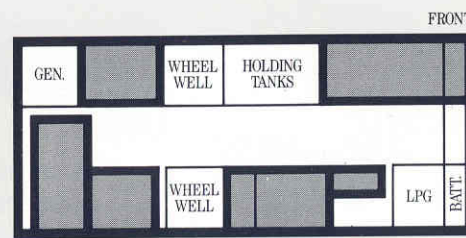
The storage compartments are formed with galvanized steel panels that add strength and durability to the structure. The insulated heat duct runs down the center of the chassis



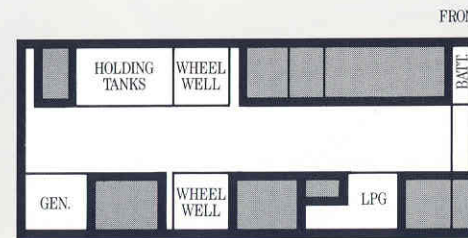
UNDER-FLOOR STORAGE CAPACITIES



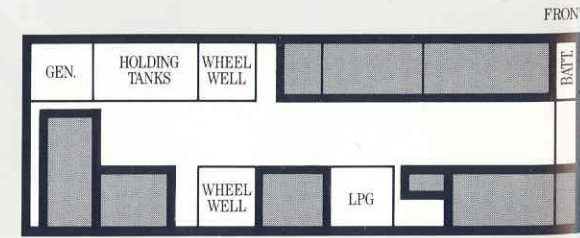
23RC: 49.28 Cubic Feet



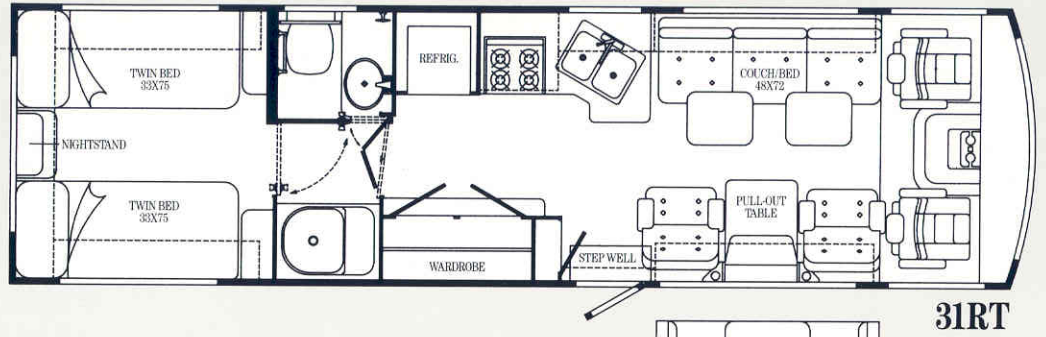
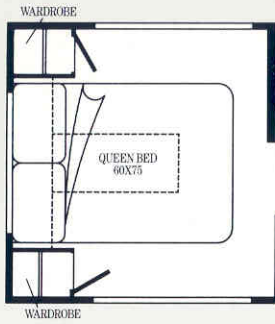
27RT: 68.0 Cubic Feet



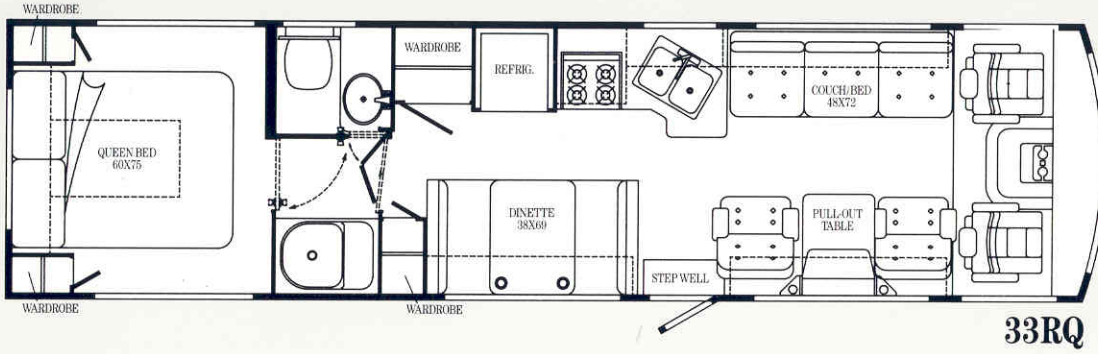
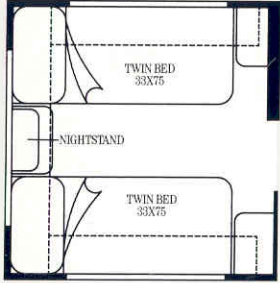
28RU: 64.85 Cubic Feet



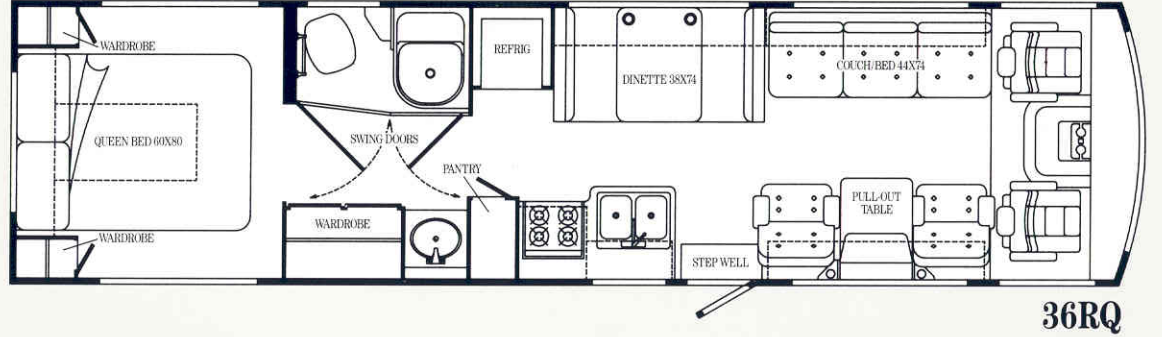
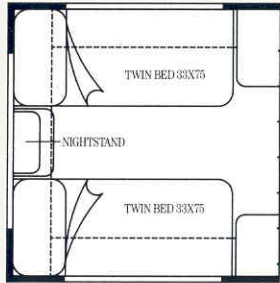
31RQ: 91.5 Cubic Feet



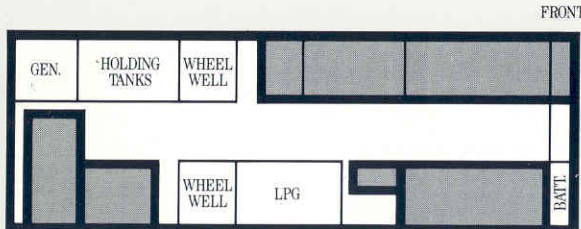
31RT



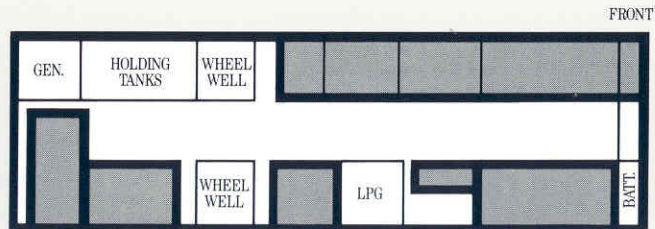
33RQ



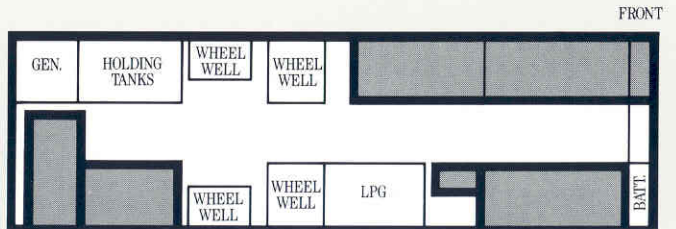
36RQ



31RT: 94.11 Cubic Feet



33RT: 111.84 Cubic Feet



36RQ: 95.87 Cubic Feet

SPECIFICATIONS	23RC	27RT	28RU	31RT	31RQ	33RQ	36RQ
Exterior Height w/Roof air (Chev./Deere)	10'6"/NA	10'8"/NA	10'8"/NA	10'8"/10'11"	10'8"/10'11"	10'8"/10'11"	10'8"/10'11"
Exterior Width	8'0"	8'0"	8'0"	8'0"	8'0"	8'0"	8'0"
Length	25'4"	28'1"	28'10"	32'11"	32'11"	35'3"	36'3"
Interior Height (Max.)	6'7"	6'7"	6'7"	6'7"	6'7"	6'7"	6'7"
Fuel Capacity (Gal. Chev./Deere)	60/NA	60/NA	60/NA	78/75	78/75	78/75	78/75
Fresh Water Capacity (Gal. w/Heater)	41	41	51	54	51	51	54
Holding Tank Capacity (Gal.) Toilet, Lav./ Shower, Galley	50/30						
Toilet/Lav., Shower, Galley		50/30	50/30	50/30	50/30	50/30	50/30
LP Capacity (Lbs.)	80	80	80	80	80	80	100
Sleeping Capacity (STD/OPT)	3/4	3/5	4/5	4/6	5/6	5/6	5/6
GVWR (Lbs. Chev./Deere)	11,800/NA	15,000/NA	15,000/NA	15,000/16,000	15,000/16,000	15,000/16,000	17,000/18,000
Wheelbase	137"	168"	168"	200"	200"	228"	200" + Tag

VARIABLE FEATURES	23RC	27RT	28RU	31RT	31RQ	33RQ	36RQ
Radial Tires	OPT	STD	STD	STD	STD	STD	STD
Fog Lamps	NA	NA	NA	OPT	OPT	OPT	OPT
Electronic Ignition Furnace (BTUs STD/OPT)	24,000/ 34,000	24,000/ 34,000	24,000/ 34,000	34,000/ NA	34,000/ NA	34,000/ NA	34,000/ NA
Front Stabilizer Shocks (Chev. only)	NA	OPT	OPT	OPT	OPT	OPT	STD
Battery Disconnect Switch	NA	OPT	OPT	STD	STD	STD	STD
Portable Vacuum Cleaner	NA	NA	NA	OPT	OPT	OPT	OPT
3-Way Double Door Refrigerator (Reg./Large)	STD/NA	STD/OPT	STD/OPT	NA/STD	NA/STD	NA/STD	NA/STD
TV Antenna w/2 Jacks, Cable Connection	NA	OPT	OPT	STD	STD	STD	STD
Rear Bedroom Stereo	NA	NA	NA	OPT	OPT	OPT	OPT
Clothes Hamper w/ Laundry Bag	NA	STD	NA	STD	STD	STD	STD
Generator (Onan) 4,000/6,500-Watt	OPT/NA	OPT/NA	OPT/OPT	OPT/OPT	OPT/OPT	OPT/OPT	OPT/OPT
Generator (Kohler) 4,500/7,000-Watt	OPT/NA	OPT/NA	OPT/OPT	OPT/OPT	OPT/OPT	OPT/OPT	OPT/OPT

STANDARD EQUIPMENT*

AUTOMOTIVE FEATURES: Chevrolet Chassis (454 V-8 Gasoline Engine, Coil Spring Front Suspension and Leaf Spring Rear Suspension [Front Stabilizer Shocks and Two Stage Multi-Leaf w/Air Bag Assist Rear Suspension on 36RQ Only], 105-Amp. Alternator, 630-CCA Battery), 3-Speed Automatic Transmission w/Cooler, Emergency Start Solenoid (Dual Battery Switch), Automotive Air Conditioning, Power Steering, Tilt Steering Wheel, Multi-Functional Signal Lever (Including: Intermittent Windshield Wipers & Washers, High/Low Beam), Cruise Control, Map Light, Electronic Tune AM/FM/Cassette Stereo w/4 Speakers, Radio Power Switch (Main/Aux. Batteries), Vacuum and Battery Gauges, Remote Hood

Release, Foot Operated Park Brake, Oak Beverage Tray (Plastic on 23RC), Cigarette Lighter, Cab Blackout Curtain, Front Wraparound Curtain, Reclining Bucket Seats w/Swivel/Slide Pedestal and 3-Point Retracting Seat Belts, Side Trim Panels w/Map Pocket and Ashtray, Multi-Adjustable Sunvisors, Telescoping Windshield Squeegee.

APPLIANCES/SAFETY FEATURES: 4-Burner Range w/Bi-Fold Range Cover and Oven, Powered Range Hood w/Deluxe Monitor Panel, Double Stainless Steel Sink w/Butcher Block Cover and Single Control Faucet, Direct Drive Water Pump, 6-Gallon Electronic Ignition Water Heater, Recessed Fire Extinguisher, Ground Fault Interrupter, Smoke Detector, LP Leak Tester, LP Leak Alarm.

INTERIOR FEATURES: Entry Assist Strap, Cabinet Above Driv./Pass., Vents (Coach, Galley, Bedroom), Fluorescent Galley Lighting, Aisle Courtesy Lights, Carpeting w/Pad, In-Floor Lockbox, Pleated Mini-Blinds, Flip-Up Galley Extension, Reading Lights, Spice and Knife Racks, Wire Towel Rack, Paper Towel Holder, Magazine Rack, Shower/Tub w/Flexible Shower Head and Door (Shower w/Curtain in 23RC), Shower Light and Skylight, Soap Dish, Removable Clothes Rod in Shower, Marine Toilet, Dual Handle Brass-Tone Bathroom Faucet, Wood Framed Mirrored Medicine Cabinet, Framed Bathroom Wall Mirror, Make-Up Lights, Power Lavatory Vent, Sealy Posturepedic Mattress(es), Reading Lights, Bedroom Decorator Lamp, Lighted Wardrobe w/Carpeted Shelf and Mirrored Door, Wardrobe Drawers, Radiused Corner Cabinets w/Solid Oak Doors and Spring-Loaded Props, Wastebasket.

EXTERIOR FEATURES: Single-Piece Fiberglass Exterior Skin, Tinted Windows, Rearview Mirrors w/Black Heads and Arms, Entry Assist Handle, Double Electric Entrance Step, Dual-Locking Storage Doors w/Hold-Ups, Lockable Fuel Fill Door, Lockable Water Fill Compartment w/Drain/Faucet, Dead-Bolt Entrance Door Lock, Screen Door, Porch Light w/Interior Switch, 40-Amp. Converter/Battery Charger, 110-Volt and TV Outlets, 30-Amp. Exterior Power Cord, 2 Deep Cycle Marine/RV Batteries, Tool Box, Generator Prep Kit, Sewer Hose and Storage, Spare Tire, Tire Tools, Service Light w/Trunk Switch, Pre-wire for Roof Air Conditioner(s), Wheel Covers, Garden Hose and Reel, Extensive Warranty.

OPTIONAL FEATURES*

John Deere Chassis 31, 33, 36 models (460 V-8 Ford Gasoline Engine, I-Beam Axle w/Leaf Spring Front and Rear Suspension, 100-Amp. Alternator, 525-CCA Battery, Automatic Parking Brake), Air Sensoride™ (NA on 36RQ, 23RC or John Deere), Hydraulic Leveling Jacks (36RQ Only), Front Pull-Down Bunk, Chrome Air Horns, 6-Way Power Driver's Seat, Power Driver's Window and Electronically Heated Power Mirrors, Auxiliary Defrost Fans, Rear Monitor System, Custom Steering Wheel, Electronic Instrument Panel Cluster (Std w/John Deere Chassis Opt), TV and VCR w/Switching System, AM/FM/Cassette Stereo w/Electronic Seek/Scan Tuner and Digital Clock, Floor Mats, Water Purification System, Decorator Kit or Picture, Fluorescent Lighting Package, Microwave/Convection Oven w/4-Burner Range Top and Utility Drawer, Power Galley Ventilator Fan, Porcelain Marine Toilet w/Sprayer, 13,500-BTU Roof Air, Second Roof Air Unit, 6-Gallon Electronic Ignition Water Heater w/Motoraid and Aux. Rear Auto Heater, Rear Air Bags w/Front Stabilizer Shocks, Stainless Steel Wheel Liners, Rear Window Wiper, Luggage Rack and Ladder, Undercoating, Trailer Towing Package, Color Options: Blue, Cocoa or Mauve.

*Not all standard features or options are available on all models. See your dealer for availability of specific options.

Winnebago's continuing program of product improvement makes specifications, equipment, model availability and prices subject to change without notice. Some items shown may be extra cost options.

©1988 Winnebago Industries, Inc. Forest City, Iowa 50436.

3337 W12089

Printed in the U.S.A.

For Winnebago Sales and Service, contact:

WINNEBAGO®
The number one selling brand.

If you are in the Forest City area, be sure to take the free Winnebago Industries factory tour. For more information call 1-515-582-6936.