

Adapt to any  
adventure and  
any budget.



QUALITY INNOVATION SERVICE  
**SOLIS**

**WINNEBAGO**




On the Cover: 59P Bright White Full-Body Paint  
Interior: 59P Nomad with Murphy+ Bed



Get in on the ground floor! Whether you choose the Murphy+ bed or available sofa/bed (59P), you'll enjoy a comfortable night's sleep, plus some extra storage for small items.



Pop up the durable fiberglass top and settle in to the double bed. The innovative FROLI® sleep system improves air circulation and provides all-night comfort.




Drying wet gear? Outdoor shower? Privacy screen? The rear annex opens up a world of possibilities.

## Designed for Adventure

Meet the all-new, all-weather Winnebago® Solis™, a camper van designed to take you and your family wherever the road leads you. Designed to be as versatile as it is affordable, the Solis will make you feel right at home, whether you're cruising beachside or camping in the high mountain air.

Two floorplans, both built on the fuel-efficient Promaster® chassis, feature premium all-season insulation and plumbing and a space-extending rear annex. The new 59PX, built on the extended 3500 chassis, is the first in its class to feature the measurably quieter new 2,800-watt Cummins® Onan® gas generator (so quiet it meets National Park sound level requirements), as well as quiet, efficient air conditioning via the Coleman®-Mach® 10 NDQ.

In addition to cross-coach sleeping below, the Solis fiberglass pop-top easily expands your sleeping space, offers panoramic views and provides a restful night's sleep with the innovative FROLI® sleep system. With heavy-duty flooring, recirculating hot water system, below-floor storage, exterior wash stations, a 220-watt flexible solar panel to enhance your off-grid capability, and many more amenities, the Solis is ready for any adventure.



The Solis lounge feels more like two lounges: up front, the comfortable cab seats swivel to face the dinette and removable pedestal table, providing a cozy place to eat, relax or play a game. Or put the Murphy+ bed up and hang out in the rear, where the movable table can create a workspace right where you want it, with excellent sightlines to the great outdoors, and a substantial below-floor storage compartment – accessible from inside or out – to hold extra gear. The available sofa/bed option (59P) boosts the seating capacity to a total of six, all with three-point seatbelts. LED ceiling and reading lights provide ample illumination, and convenient USB charging ports mean your devices are always ready to go.


The 59PX floorplan also features a rear gear garage with an innovative built-in L-track storage system. This strong, durable system can be customized with a variety of mounts and tie-downs that you can position precisely where you want to secure bicycles or other gear and cargo.



Sofa/bed option (59P)



Rear movable table



Below-floor storage



The passenger-side galley offers terrific views, as well as easy access to the 12-volt compressor-driven refrigerator from inside or outside the coach. The pull-out extension and range cover increases counter space for meal prep, and the efficient, easy-to-use two-burner range is LP-powered, so only one fuel source is needed for cooking and heating.

The Eco-Hot™ water system valve, located on the face of the galley, routes water from the hot water lines to the freshwater tank to reduce water waste as well as waiting time for hot water. The freshwater tank itself is housed inside the coach, with an easy-to-read sight glass (that also serves as a nightlight). There's even a built-in spice rack to hold kitchen necessities.



Pull-out counter extension




Refrigerator



Eco-Hot water system



Two-burner range



Built-in spice rack



When night comes, the pop-top bedroom offers panoramic views and provides a restful night's sleep with the innovative FROLI® sleep system, which provides increased comfort, conforms to your body and allows for greater air flow below the mattress. Downstairs, the cross-coach Murphy+ bed or available sofa/bed provide a comfortable retreat for two more sleepers, with extra storage for smaller items and accessories.

The wet bath makes the most of its compact space, with a swiveling cassette toilet, shower with wall surround and flexible showerhead. A removable clothes rod provides an ideal place to store and dry wet gear, as the bathroom, heated by the Truma Combi® Eco system, features two door vents that increase ventilation and decrease drying time. And the built-in wall ledges are perfect for adding shelves to create additional storage space.



Pop-top bed with shades closed




Removable clothes rod



Bi-fold door w/vents



Wet bath



Sofa/bed option (59P)



Climb into the Solis cab seats, which slide, swivel and recline, and take control. The windshield's panoramic views are augmented by the rearview monitoring system, with color camera and 5" LCD color touch screen. USB and 12-volt power ports provide charging power on the road, and the front and cab window privacy panels can be easily deployed once you arrive.

The 2021 Promaster chassis incorporates a variety of safety features. An available digital rearview mirror provides a real-time video stream of the road behind. When turned off, the LCD monitor reverts to a reflective mirror. Also included is Crosswind Assist, which detects strong gusts of wind and helps you stay on course. The 59PX also features Blind Spot Monitoring to enhance safety and security by warning drivers when vehicles enter the van's blind spot zones.



Cab seats



5" LCD color touch screen



Steering wheel



Cab window privacy panels

# WINNEBAGO SOLIS / Exterior



Designed to make camping better in every way, the Solis exterior features dual exterior hot water showers, one in the floor behind the passenger seat (perfect for cleaning gear or pets), and one on the rear water panel, which can be used as exterior shower by setting up the rear annex. The annex, which opens up to provide added space with its own privacy screen, is also ideal for drying wet gear, and can be customized to suit your needs.

The simplified water panel serves as an all-in-one service station that houses all control valves and connection points, and makes operation of the water system easy – and easy to understand. The side and rear doors feature removable screens with magnetic closures to keep the bugs out, while the pet loop attachment on the aluminum running board helps keep pets in camp.




Rear doors with screen



Water panel



Rear annex

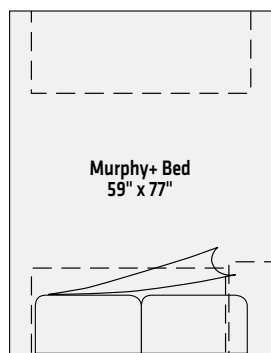


Side door with screen

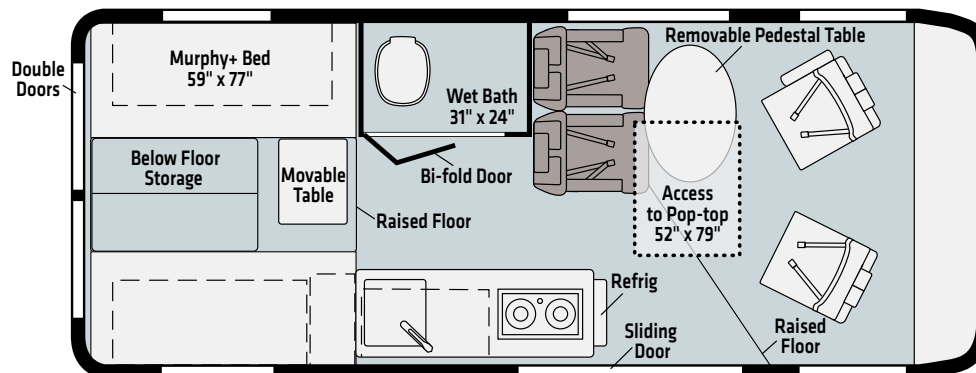


Pet loop attachment

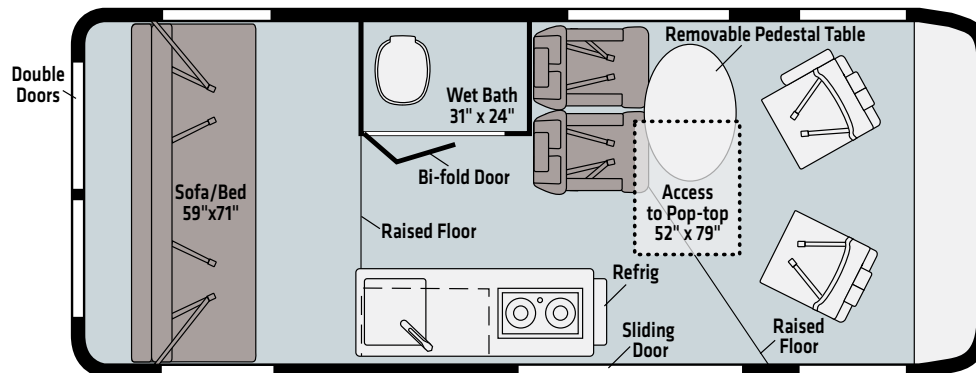
**59P**



NIGHT



DAY



The movable table is not included with the Sofa/Bed option.



HowToSolis.com

Scan the QR code with your smartphone camera, or type in the URL, to download the app and learn more about the Solis.

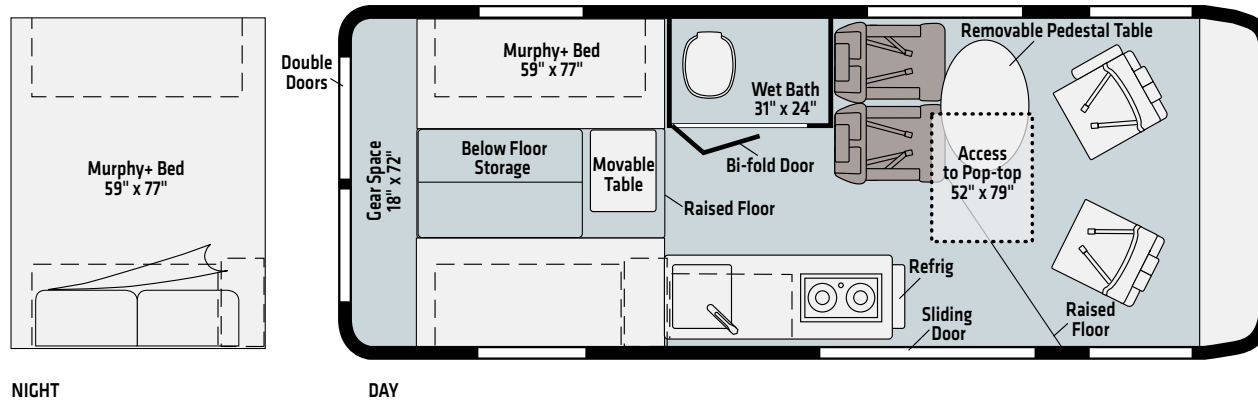
Ultrafabrics  
UF2 Premium  
Leatherette

Vinyl

Dashed lines denote overhead storage areas. Floorplans and specifications are also available online at [Winnebago.com](http://Winnebago.com)



**NEW**  
**59PX**



HowToSolis.com

Scan the QR code with your smartphone camera, or type in the URL, to download the app and learn more about the Solis.

Ultrafabrics  
UF2 Premium  
Leatherette

Vinyl

Dashed lines denote overhead storage areas. Floorplans and specifications are also available online at [Winnebago.com](http://Winnebago.com)

WINNEBAGO  
**SOLIS** / Exterior



**Bright White**  
FULL-BODY PAINT




**Bright Silver**  
FULL-BODY PAINT




**Deep Cherry**  
FULL-BODY PAINT

## Nomad



Ultrafabrics UF2 Premium Leatherette



Wall Board



Bed Cover



Countertop



Vinyl Flooring

## Wood



Weathered Teak

*Winnebago® reserves the right to change décor materials and specifications without notice or obligation.*



WEIGHTS & MEASURES	59P	59PX
Length	19'9"	21'
Exterior Height <sup>1</sup>	9'	9'5"
Exterior Width	6'8"	6'8"
Interior Height	6'2"	6'2"
Interior Width	6'4"	6'4"
Freshwater Tank Capacity <sup>2</sup> (gal.)	21	21
Water Heater Capacity (gal.)	2.6	2.6
Cassette Toilet Capacity <sup>2</sup> (gal.)	5	5
Holding Tank Capacity - Gray <sup>2</sup> (gal.)	20	20
LP Capacity <sup>3</sup> (lbs.)	24.96	24.96
Fuel Capacity (gal.)	24	24
GCWR <sup>4</sup> (lbs.)	11,500	11,500
GVWR (lbs.)	8,900	9,350
GAWR - Front (lbs.)	4,629	4,629
GAWR - Rear (lbs.)	5,291	5,291
Wheelbase	159"	159"*

\* Extended wheelbase

## Chassis

**Ram ProMaster® 280-hp, 3.6L V6 gas engine, 6-speed automatic 62TE transmission, 180-amp alternator**

**4-wheel ABS brakes**

**Trailer Hitch<sup>4</sup> 3,500-lb. drawbar/350-lb. maximum vertical tongue weight**

**4-pin wiring connector**

## Cab Conveniences

**Radio/Rearview Monitor System** 5" LCD touch screen, steering wheel controls, color rear camera and USB ports

**Cab seats** adjustable headrest, slide/swivel/recline, and driver's side right armrest (59P)

**Cab seats** armrests, adjustable headrest, slide/swivel/recline (59PX)

**Airbags driver and passenger**

**Cruise control**

**3-point seat belts**

**Power assist steering**

**Manual adjust mirrors** (59P)

**Power mirrors** w/defrost and turn signal (59PX)

**Power door locks** w/remote

**Power windows**

**12-volt powerpoints**

**Sunvisors**

**Digital rearview mirror**

**Crosswind assist**

**Blind spot monitoring** (59PX)

**Front and cab window privacy panels**

## Interior

**LED ceiling lights**

**Tinted coach windows**

**Systems monitor panel**

**USB charging ports**

**Zipped window coverings**

**Roof vent** (Pop-top sleeping area)

**Below floor storage** (lounge)

**Removable pedestal table**

**Dinette seating** w/3-point seat belts

**Reading lights**

**Deluxe powered ventilator fan** (59PX without pop-top)

**Roof access wiring port**

**Heavy-duty vinyl flooring throughout**

**Ladder**

**Gear space** w/L-track cargo tie down system (59PX)

## Galley

**Laminate countertop**

**Pull-out countertop extension**

**2-burner range top** w/glass cover

**Single door compressor-driven refrigerator/freezer** 12-volt

**Stainless steel sink**

**Spice rack**

## Bath

**Flexible shower head**

**Removable clothes rod**

**Shower** w/wall surround

**Mirror**

**Shower curtain**

**Tissue holder**

**Swiveling cassette toilet**

## Bedroom

**Murphy+ bed** w/mattress cover and access to below floor storage

**Slat bed system**

**Deluxe powered ventilator fan**

**Movable table** (only available w/Murphy+ bed option)

## OPTIONAL

**Sofa/Bed** w/two 3-point seat belts (59P)

## Exterior

**Pop-top sleeping area** w/FROLI® sleep system

**Assist bar handle**

**Porch light** w/interior switch (passenger side)

**Aluminum running board** w/logoed tread and pet loop attachment

**Driver side service light** w/interior switch

**Side screen door**

**Rear screen door**

**Rod and privacy screen** (Provided for rear annex)

## OPTIONAL

**Remove Pop-top sleeping** w/FROLI® sleep system

## Heating & Cooling System

**Truma Combi® eco heating system**

**Coleman®-Mach® 10 NDQ air conditioner** w/directional vents (59PX)

## OPTIONAL

**13,500 BTU air conditioner** (59P)

## Electrical System

**2 deep-cycle Group 31 batteries** (AGM maintenance free)

**30-amp. power cord**

**Cummins Onan® QG 2,800-watt gas generator** (59PX)

**220-watt flexible surface solar panel** w/controller (with pop-top)

**170-watt solar panel w/controller** (without pop-top)

**Auxiliary start circuit**

**AC/DC load center, 55-amp. converter/charger**

**Automatic dual-battery charge control**

**Coach battery disconnect system**

## Plumbing System

**On-demand water pump**

**Exterior wash station** (behind passenger seat)

**Water center control panel** includes all control valves, connection points and exterior wash station (located inside right rear door)

**Eco-Hot™ water system**

**Fresh water sight glass**

**Permanent-mount LP tank** w/gauge

**10' sewer hose**

**Heated drainage system**



## Safety

**LP, smoke, and carbon monoxide detectors**

**10 BC fire extinguisher**

**Ground fault interrupter**

**Child seat tether anchor** (only available w/sofa/bed option)

**Fog lamps** (59PX)

## Warranty<sup>5</sup>

**12-month/15,000-mile basic warranty<sup>6</sup>**

### FOOTNOTES

1. The height of each model is measured to the top of the tallest standard feature and is based on the curb weight of a typically equipped unit. The actual height of your vehicle may vary by several inches depending on chassis or equipment variations. Please contact your dealer for further information.
2. Capacities are based on measurements prior to tank installation. Slight capacity variations can result due to installation applications.
3. Capacities shown are tank manufacturer's listed water capacity (W.C.). Actual filled LP capacity is 80% of listing due to overfilling prevention device on tank.
4. Actual towing capacity is dependent on your particular loading and towing circumstances which includes the GVWR, GAWR, and GCWR, as well as adequate trailer brakes. Please refer to the Operator's Manual of your vehicle for further towing information.
5. See separate chassis warranty.
6. See your dealer for complete warranty information.

NA Not Available

Not all items available in combination. See dealer for details.

Because features, specifications, equipment, and options may vary from those highlighted in this brochure, the buyer is responsible for confirming with the dealer the features, specifications, equipment, and options included on their specific vehicle. In addition, Winnebago's program of continuous product improvement may result in changes to vehicle specifications, equipment, model availability, and price without notice.